



# LitePro™

## LED Flood Lighting Fixture with Aluminum Heat Sink

50W-400W

### FEATURES

- System Light Efficacy 125~140 LPW
- Flexible, Modular Design
- 11 Types of Optical Lenses at Choice
- Easy Installation & Maintenance
- IP66
- Five Years Warranty

### TYPICAL APPLICATIONS

- General Flood Lighting
- High Mast Lighting
- Sports Flood
- Security Flood

### SPECIFICATIONS

#### PERFORMANCE

LED Chip	Philips Lumileds 3030
Color Temperature	4500~5500K (2500~5500K Optional)
CRI	≥70
Lumen Maintenance	L70>100,000 Hours (Calculated Using Tm-21 Calculator)
Input Voltage	100-277 VAC (347/480 VAC Optional) Dimming Optional
Power Factor	0.95 Minimum
Surge Protection	10~12KV
IP Rating	IP66







#### ENVIRONMENTAL

Operating Temperature	-30 to 50°C (-22 to 122°F)
Storing Temperature	-40 to 80°C (-40 to 167°F)
Humidity	15% to 95% RH

#### WARRANTY

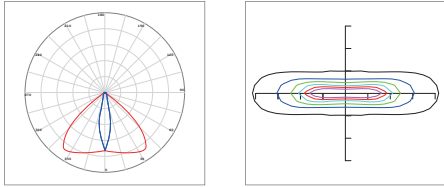
5 Years

## ■ Specifications

Picture	Part#	Power	NO. of Modules	Efficacy(IES)	Total Lumen	N.W	Product Dimensions
	EL-FLGP-50	50W	1	130LPW	6,500lm	3.2kg/7.1lbs	338x115x115mm
	EL-FLGP-100	100W	2	140LPW	14,000lm	5.3kg/11.7lbs	338x228x115mm
	EL-FLGP-150	150W	2	140LPW	21,000lm	5.3kg/11.7lbs	338x228x115mm
	EL-FLGP-200	200W	2	140LPW	28,000lm	5.3kg/11.7lbs	338x228x115mm
	EL-FLGP-240	240W	2	130LPW	31,200lm	5.3kg/11.7lbs	338x228x115mm
	EL-FLGP-300	300W	3	130LPW	39,000lm	9.7kg/21.4lbs	338x328x115mm
	EL-FLGP-400	400W	4	125LPW	50,000lm	11.8kg/26.0lbs	338x418x115mm

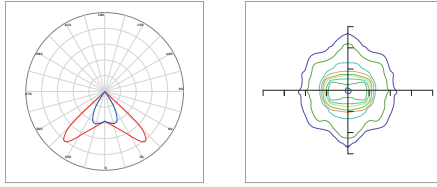
## ■ Photometrics

30 x 100° (TYPE I -VS-Cutoff)



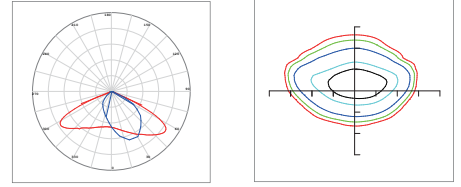
— 0.0~180.0  
— 90.0~270.0

60 x 100° (TYPE I -VS-Cutoff)



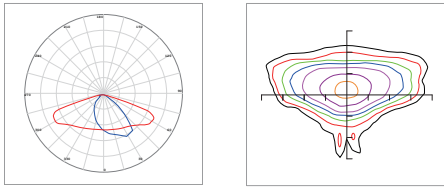
— 0.0~180.0  
— 90.0~270.0

70 x 135° (TYPE II -S-Cutoff)



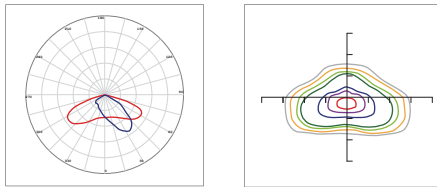
— 0.0~180.0  
— 90.0~270.0

75 x 145° (TYPE II -M-Cutoff)



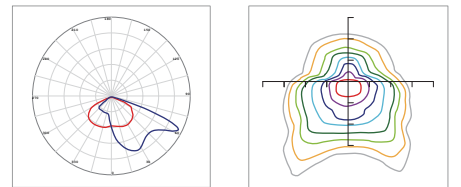
— 0.0~180.0  
— 90.0~270.0

60 x 150° (TYPE III -M-Semi-Cutoff)



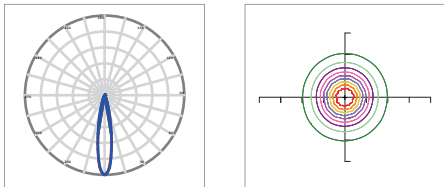
— 0.0~180.0  
— 90.0~270.0

73 x 133° (FT-TYPE IV -S-Full-cutoff)



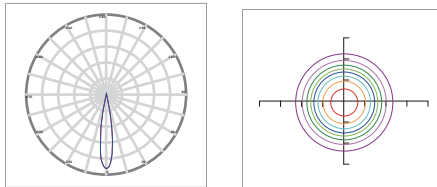
— 0.0~180.0  
— 90.0~270.0

20° (TYPE VS)



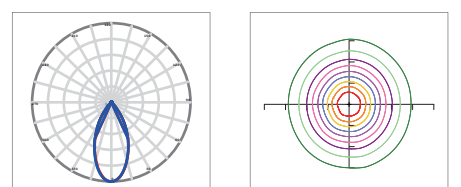
— 0.0~180.0  
— 90.0~270.0

30° (TYPE VS)



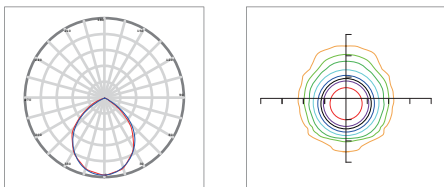
— 0.0~180.0  
— 90.0~270.0

50° (TYPE VS)



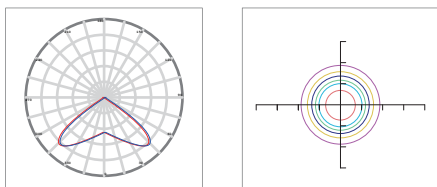
— 0.0~180.0  
— 90.0~270.0

90° (TYPE VS)



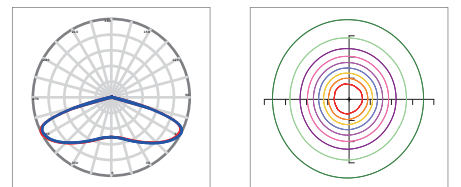
— 0.0~180.0  
— 90.0~270.0

110° (TYPE VS)



— 0.0~180.0  
— 90.0~270.0

150° (TYPE VS)



— 0.0~180.0  
— 90.0~270.0

■ **Accessories**

Image	Applicable Power	Product Code	Product Description
	<p>60W~400W</p>	<p>SP-UB-50~400</p>	<p>Universal Bracket(50W~400W)</p>

■ **Assembly Details**

---



## Ordering Information

